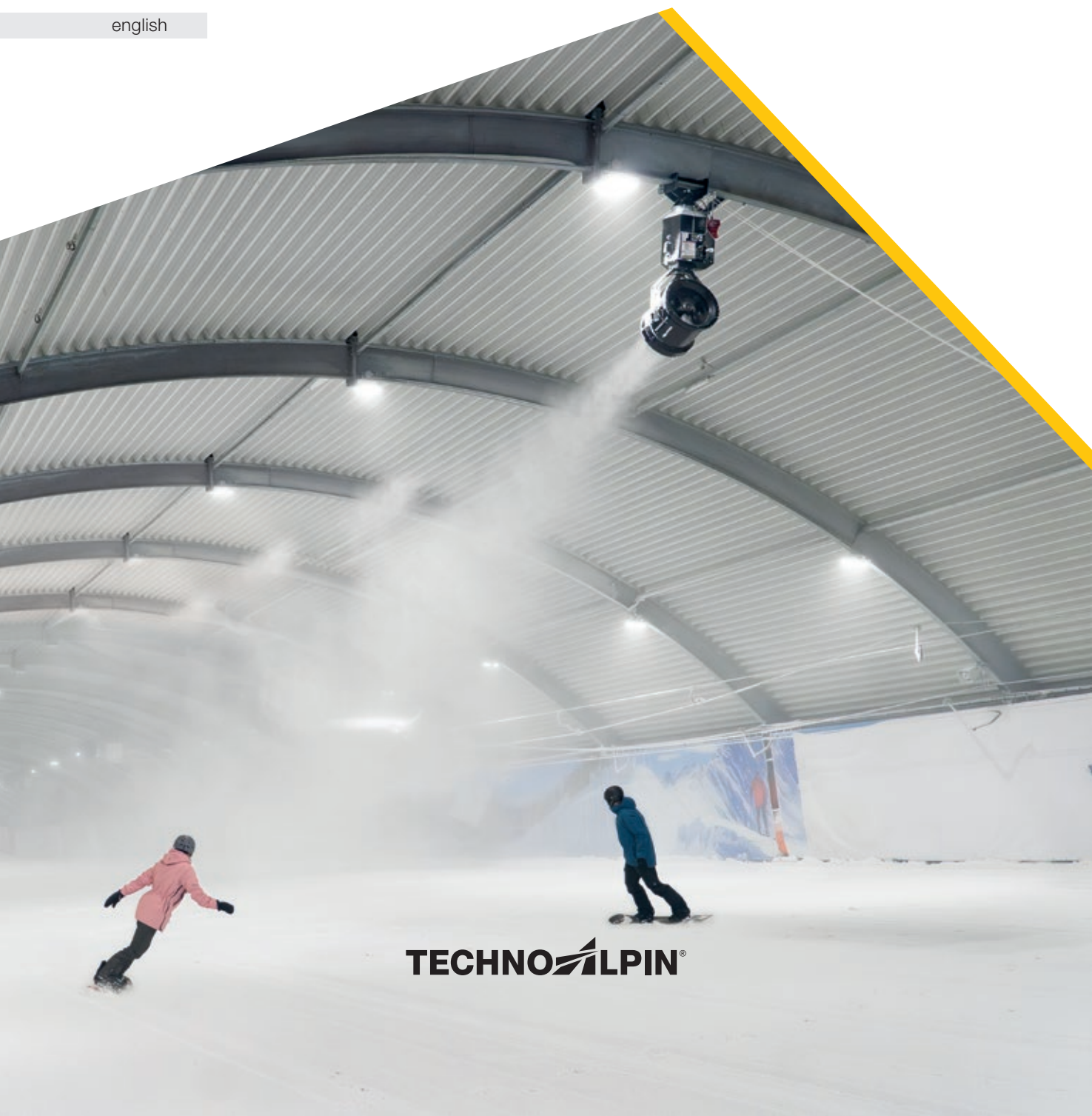



SD500

english



TECHNOALPIN®



TECHNOALPIN®



SETTING THE STANDARDS

TechnoAlpin has been designing and building turnkey snowmaking systems around the world since 1990. The company's passion for snow and enthusiasm for innovative solutions have made it the world's leading supplier. The company's top priority is to find the ideal solution for each individual customer. Each system is designed with meticulous attention to detail and tailored to the customer's specific needs. The product range is constantly expanding to produce the highest quality snow and maximize energy efficiency.

www.technoalpin.com



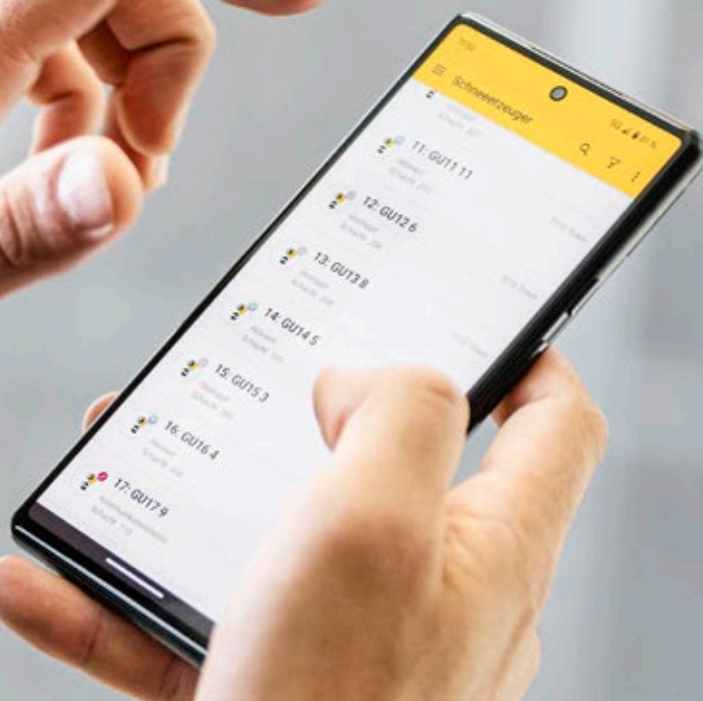
The logo for TechnoAlpin, featuring the company name in a bold, sans-serif font with a stylized mountain peak icon integrated into the letter 'A'.

TECHNOALPIN®

EXPERIENCE AND INNOVATION MAKE US BETTER THAN THE REST

Making snow indoors requires a special technical approach. The environmental and spatial conditions are very different from those outdoors: humidity is usually much higher, the available cooling capacity is limited and varies from place to place, and the surface area is small. To meet these challenges, TechnoAlpin has developed the patented (patent pending) SD500 snowmaking system. It combines high snowmaking capacity with excellent snow quality in a very compact and lightweight machine. TechnoAlpin's design expertise combined with the flexibility of the product make the SD500 the ideal snow producer for indoor ski centers of all sizes.





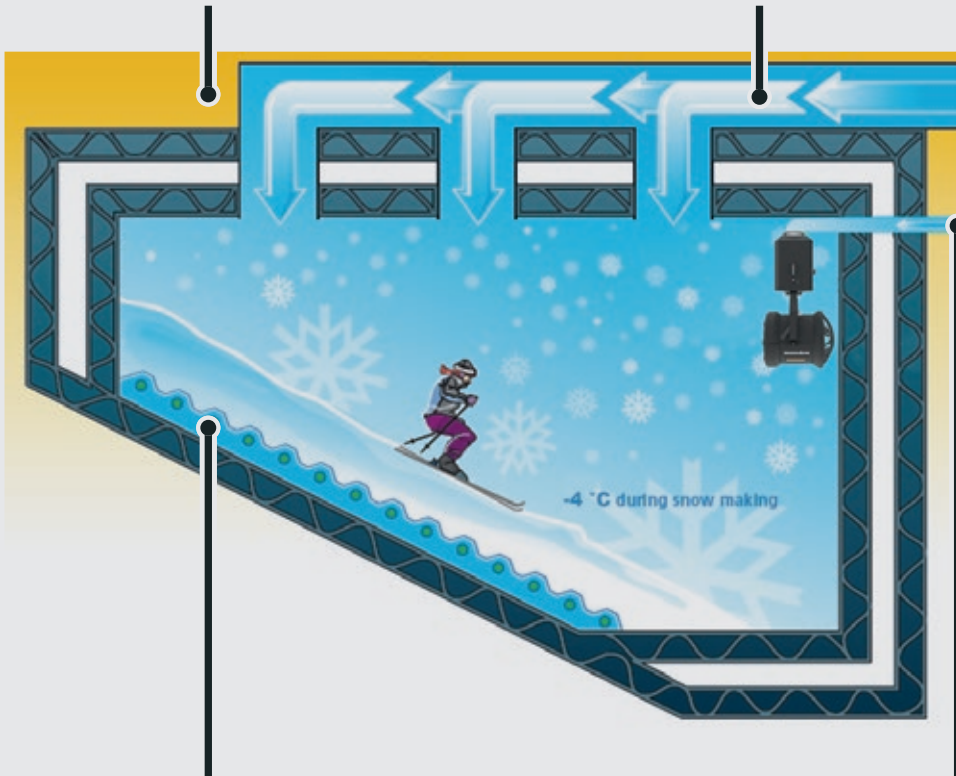
EASY CONTROL WITH ATASSPRO – NOW ALSO FOR INDOOR SNOWMAKING

The ATASSpro control system can be used to centrally control all devices and monitor their operating status – both from a PC and via the mobile app. The software allows different snow qualities to be set and time programs to be defined for individual machines or groups of machines. In this way, snowmaking can be tailored to individual needs while remaining easy to operate. In addition, the software offers a detailed overview of the resource requirements and the current operation of the system. The integration of webcams is also possible.

TECHNICAL REQUIREMENTS FOR INSTALLATION

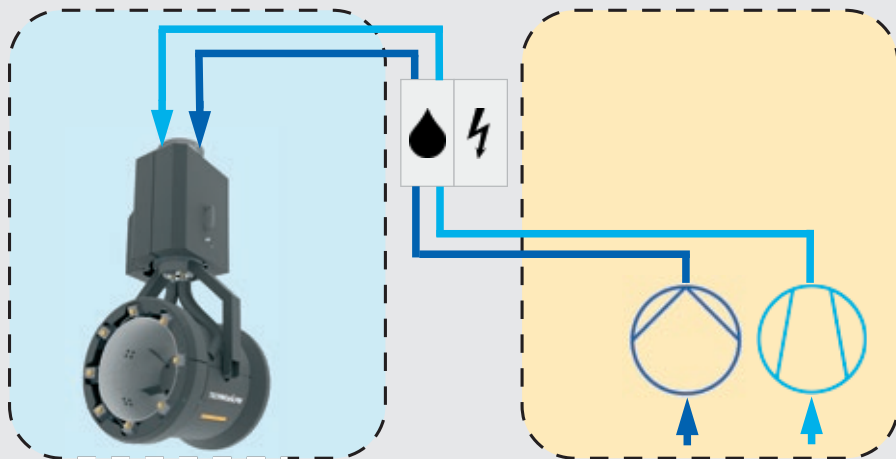
Air conditioning system of the optimum design for the indoor ski center and insulation provided by the customer

Facility for cooling the indoor ski center to at least -4 °C



Underfloor cooling system

Connections and supply of the necessary operating media via a valve cabinet and the machine room (water, compressed air)



Indoor ski center

Machine room




BENEFITS AT A GLANCE

HIGH FLEXIBILITY A horizontal and vertical adjustment mechanism allows the SD500 to be moved to the optimum snowmaking position. This allows for targeted snowmaking on slopes, playgrounds or scenery. The light weight and compact design allow for easy installation in various installation situations (wall, ceiling) and easy access for maintenance.

LARGE THROWING RANGE The large throwing range allows large indoor areas to be covered with just one machine, reducing the amount of slope preparation work required with the snow groomer and providing snow in every corner of the indoor area.

SUPERIOR SNOW QUALITY The patented snow nozzle, combined with the cold air stream from the turbine pipe, ensures that the snowflakes freeze instantly. The result is the finest powder snow.






EXCELLENT SNOW The snow produced is free of contaminants and made only with water and cold air. It's very close to natural snow in its consistency.

OPERATING TEMPERATURE -4°C The SD500 guarantees powder snow at a temperature of -4°C with high snowmaking capacity, so there is no need for extreme sub-zero temperatures in the ski hall. Moreover, operation is independent of the outside temperature.

OPERATION 365 DAYS A YEAR Since there is no need to change the snow and the outside temperature does not affect the snow production, it is not necessary to close the ski hall. Operation is possible 365 days a year.

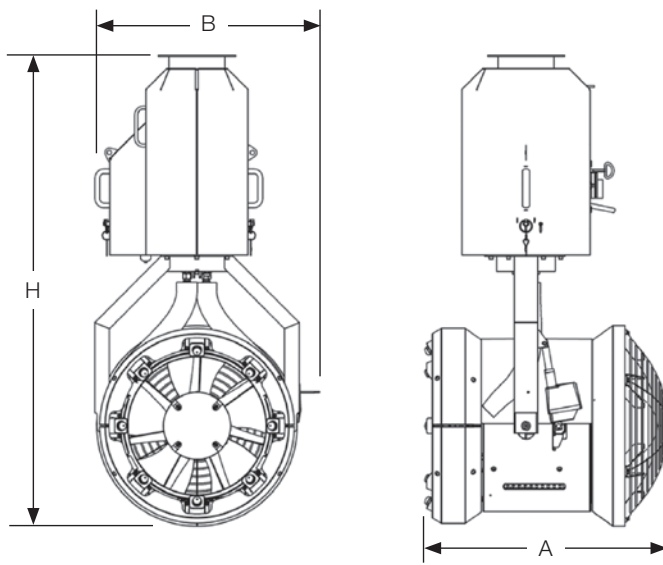
EASY INSTALLATION AND MAINTENANCE The compact and lightweight design allows for easy installation and inconspicuous integration into the skidome. The variably positionable valve cabinet and the ability to lower the device facilitate maintenance.

CENTRAL CONTROL AND RESOURCE OVERVIEW With the ATASSpro control software, the system can be easily and centrally controlled and the parameters can be individually adjusted. The required resources are clearly displayed.



SD500

TECHNICAL DATA




Dimensions	
Length [max.] A	820 mm
Width [max.] B	770 mm
Total height H	1,730 mm
Weights	
Fan-based snow producer	140 kg
Transport rack	48 kg
Distribution cabinet	110 kg
Transport rack	40 kg
Various	
Operating temperature	-10 ÷ -4 °C
Rotational speed	1,770 rpm
Turbine inclination	-30 ÷ 15 deg
Horizontal rotation	360 deg
Swinging (automatic)	180 deg
Water	
Water quality ¹	Drinking water

Operating water pressure	8 ÷ 16 bar
Water filter	250 micron
Water connection	22 L
Temperature	+2 ÷ +4 °C
Compressed air *	
Operating air pressure min.	7 bar
Operating air pressure max.	10 bar
Air throughput	1,000 l/min.
Temperature	+5 ÷ +15 °C
Compressed air quality ²	[1:4:1]
Electrical properties	
Nominal voltage	400 V
Nominal frequency	50/60 Hz
Power consumption [max.]	4 kW
Connecting plug	5 x 16 A
Data management system	
Central computer system control ATASSpro	

¹ Drinking water quality conforming to EU Drinking Water Directive 98/83/EC 1998 is recommended.

² Air quality according to ISO 8573-1:2010 (particle class 1, water class 4, oil class 1)



WWW.TECHNOALPIN.COM